



2023 Fall Semester Orientation for International Students



Welcome!

Click here for the
audio guidance.





Global Education Center (GEC)

<Administrative Staff>

Director

Midori Ichinose

Assistant Director

Shinya Miyase

International Student Staff

Kenichi Hirose

Keiko

Shimada

Mika Takanohashi

Atsuko

Kobayashi

Takashi Mokuva

Kazuo





Contents

- 1 About Global Education Center(GEC)
- 2 Staying in Japan
(Residence Card, Extension of Visa Status)
- 3 Submission documents
- 4 Tuition Reduction System
- 5 Scholarships
- 6 Insurance
- 7 Others





What is Global Education Center (GEC)?

GEC deals with . . .

- Visa and immigration matters
- Scholarships for international students
- Tuition Reduction
- Housing

Course requirements, Course
registration

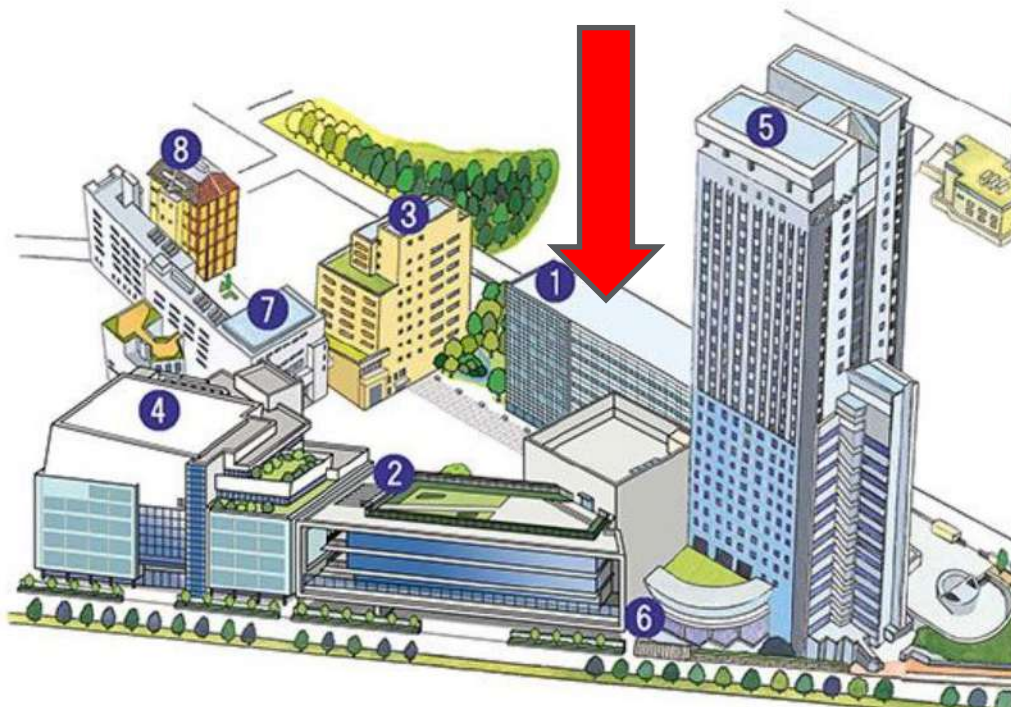
⇒ Academic Affairs Department





Where is Global Education Center?(GEC)

Located on the 2nd floor of Ouchiyaama
Build.-Fri. (月-金) 9:00am-5:00pm
(Lunch Break 11:30-12:30)



Residence Card (Zairyu Card)

(カード表面)



Always have it with you!!

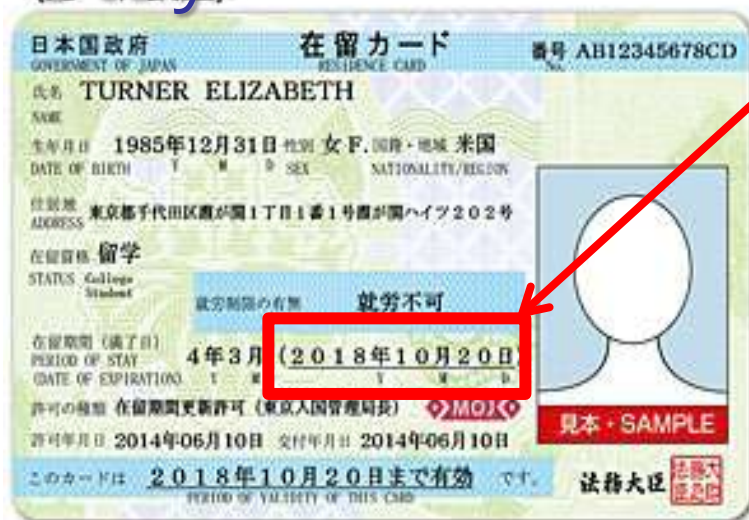
If you do not have your Residence Card, serious charge or fine might be applied to you.





Residence Card (Zairyu Card)

<Permission for Extending Period of Stay>



★ Expiration Date ★

You should keep the expiration date of your period of stay in your mind.

Applications are accepted 3 months before the expiration

1 Apply for online system

<https://www.global.hosei.ac.jp/programs/gairyu/zaigaku/zairyu/koushin/>

2 Prepare for other required documents

3 Go to the Immigration Bureau



Residence Card (Zairyu Card)

<Permission for Extending Period of Stay>

If you overstay your period of stay by even just ONE day, you are considered an illegal immigrant.



- ★ Keep in mind your expiration date.
- ★ Apply for your visa extension as early as possible.





Residence Card (Zairyu Card)

<Permission for Extending Period of Stay> It may be disadvantage for the extension of your period of stay:

- Have a bad school record
- Repeat the year

Immigration bureau considers that you have no intention of studying in Japan.

★ Important ★

Attend the classes and maintain your course requirements.





Residence Card (Zairyu Card)

<After graduation>

Those who leave Japan . . .

Return your Zairyu Card to the Immigration Bureau.

Those who start working . . .

Change your status from “Student” to a work permitted visa.

Those who continue studying in Japan . . .



HOSEI
University

10

Submit the necessary documents to

If you would like to work part-time job...

★ Obtain permission from Immigration Bureau

in



★ Work up to 28 hours per week

★ You are not allowed to do jobs such as

bars, hostess, pachinko parlours,



Leave of absence p.10

During the period of the leave,

- you should return to your home country.
- you are prohibited from working part-time job
in Japan.

If you take a leave of absence, you usually remain in the same grade.

- no eligible for tuition reduction
- disadvantage for your visa

→ Consult GEC staff first
before taking leave of absence.

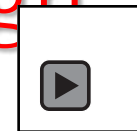




Documents to be submitted

- 1 The form for data of international students
- 2 Application for tuition reduction
- 3 Residence card
- 4 Passport
- 5 Bankbook

Deadline: September 25, 2023
Submit all the documents through
online system





<Qualifications>

- Have “Student” residence status
- Some students are not eligible for it
 - Repeat the year,
 - Receive much scholarship
 - Have a bad school record





<Reduction rate>

Undergraduate students

1st grade students

→ 30% of tuition will be deducted.

2nd/3rd/4th grade students

→ 0-50% of tuition is deducted by

the

school record.

Graduates students

20% of tuition will be deducted.





Tuition Reduction System p.66

<Schedule for this Semester>

The process and the contents	Period
Apply for Tuition reduction Submit the Application form for tuition reduction ★Applications are accepted every year.	September 25th
Announcement of the selection results The selection results will be notified by email from the Global Education Center.	Around late October
Receive the transfer of tuition reductions for the fall semester	Around late March in the following year
Receive the 'statement of payment for the spring semester' Pay the spring semester tuition by April 30.	Around mid-April in the following year
Receive the transfer of tuition reductions for the spring semester	Around late October in the following year





★ You have to submit the applications
every academic year.





Scholarships

At this time . . .

There is no scholarship for new students.

(JASSO scholarship candidates are already decided)

From next year . . .

You have a chance to receive a scholarship depending on your academic achievements.





Scholarships

<Types of scholarships>

- 1 Offered by Hosei University
- 2 Offered by Private Foundations
 - 2-1 university recommendation
 - 2-2 application submitted through the GEC
 - 2-3 direct application

Scholarship recruitment notices will



uploaded on GEC's website.



Scholarships

★ Each foundation has their own requirements (nationality, age, major) and all are highly competitive.

★ Most of the scholarships require Japanese language proficiency.





Scholarships

★ During the internal selection process, academic achievements (GPA) are important!

★ Not all international students can receive scholarship.

→ Prepare sufficient funds for staying in Japan and manage them carefully.





Insurance

National Health Insurance system

- Obligation
 - Enrollment procedures: City
- You need to pay only 30% at hospital counter.



Insurance recommended by Hosei

- It is not mandatory but highly recommended.
- Enrollment procedures: Hosei University



→ The benefits are paid for injury.



Insurance recommended by Hosei

< Plan >

			自宅から通学の場合			一人暮らしの学生の場合		
			A Type ⁽¹⁾ (基本プラン)	B Type (傷害定額プラン)	C Type (治療費不担保プラン)	D Type ⁽¹⁾ (基本プラン)	E Type (傷害定額プラン)	F Type (治療費不担保プラン)
Insurance Amount 賠償保険	1	Personal compensation responsibility ⁽²⁾ 個人賠償責任 ⁽²⁾	Limited to 100 million yen per incident both domestically and overseas 1事故 国内：1億円 国外：1億円 限度			Limited to 100 million yen per incident both domestically and overseas 1事故 国内：1億円 国外：1億円 限度		
	2	Death・Physical impediment ⁽³⁾ 死亡・後遺障害 ⁽³⁾ <small>injury ケガ</small>	1,000,000 yen	1,000,000 yen	1,000,000 yen	1,000,000 yen	1,000,000 yen	1,000,000 yen
	3	Medical treatment expenses ⁽⁴⁾ 治療費用 ⁽⁴⁾ <small>injury ケガ</small>	Out-of-pocket medical expenses 治療費用実費	Not covered	Not covered	Out-of-pocket medical expenses 治療費用実費	Not covered	Not covered
		Medical treatment expenses ⁽⁴⁾ 治療費用 ⁽⁴⁾ <small>illness 病気</small>						
	4	Rescuer expenses, etc. 救護者費用等	3,000,000 yen	3,000,000 yen	3,000,000 yen	3,000,000 yen	3,000,000 yen	3,000,000 yen
	5	Injury flat-rates ⁽⁵⁾ 傷害定額 ⁽⁵⁾ <small>(Daily amount for hospitalization⁽⁵⁾ (入院日額⁽⁵⁾) (Daily amount for hospital visits (通院日額))</small>	Not covered	Daily amount for hospitalization: 5,000 yen daily amount for hospital visits: 3,000 yen	Not covered	Not covered	Daily amount for hospitalization: 5,000 yen daily amount for hospital visits: 3,000 yen	Not covered
	6	Movable property for daily use ⁽⁶⁾ 生活用動産 ⁽⁶⁾	Not covered	Not covered	Not covered	500,000 yen	500,000 yen	500,000 yen
Insurance premium (lump sum up until graduation) 保険料 (一括納付金 一括)	7	Tenant liability ⁽⁶⁾ 借家人賠償責任 ⁽⁶⁾	Not covered	Not covered	Not covered	5,000,000 yen	5,000,000 yen	5,000,000 yen
	Insurance period 保険期間	1 month 1ヶ月	—	2,240 yen	460 yen	—	2,820 yen	1,040 yen
		2 months 2ヶ月	—	3,170 yen	660 yen	—	3,990 yen	1,480 yen
		3 months 3ヶ月	—	4,060 yen	840 yen	—	5,110 yen	1,890 yen
		4 months 4ヶ月	6,330 yen	—	1,030 yen	7,620 yen	—	2,320 yen
		5 months 5ヶ月	7,480 yen	—	1,210 yen	9,000 yen	—	2,730 yen
		6 months 6ヶ月	8,060 yen	—	1,310 yen	9,690 yen	—	2,940 yen
		7 months 7ヶ月	8,630 yen	—	1,400 yen	10,380 yen	—	3,150 yen
		8 months 8ヶ月	9,200 yen	—	1,490 yen	11,070 yen	—	3,360 yen
		9 months 9ヶ月	9,780 yen	—	1,590 yen	11,760 yen	—	3,570 yen
		10 months 10ヶ月	10,360 yen	—	1,680 yen	12,460 yen	—	3,780 yen
		11 months 11ヶ月	10,930 yen	—	1,770 yen	13,150 yen	—	3,990 yen
		1 year 1年間	11,500 yen	—	1,860 yen	13,840 yen	—	4,200 yen
		2 years 2年間	20,130 yen	—	3,260 yen	24,210 yen	—	7,340 yen
		3 years 3年間	28,780 yen	—	4,680 yen	34,610 yen	—	10,510 yen
		4 years 4年間	37,410 yen	—	6,080 yen	44,990 yen	—	13,660 yen



HOSEI University

23



Insurance recommended by Hosei

< How to apply >

- 1 Please read the Web flyer or the below QR code and proceed with the procedure of purchasing insurance.
Web 加入チラシもしくは下記 QR コードを読み込み、加入手続きを進めてください。


- ▶ 2 Please pay a premium in convenience stores.
コンビニエンスストアで保険料をお支払ください。
- ▶ 3 The insurance company sends the certificate of insurance to your house by post one month later, after finishing the procedure of purchasing insurance.
加入手続き後、1 か月を目途に加入者証をお届け。

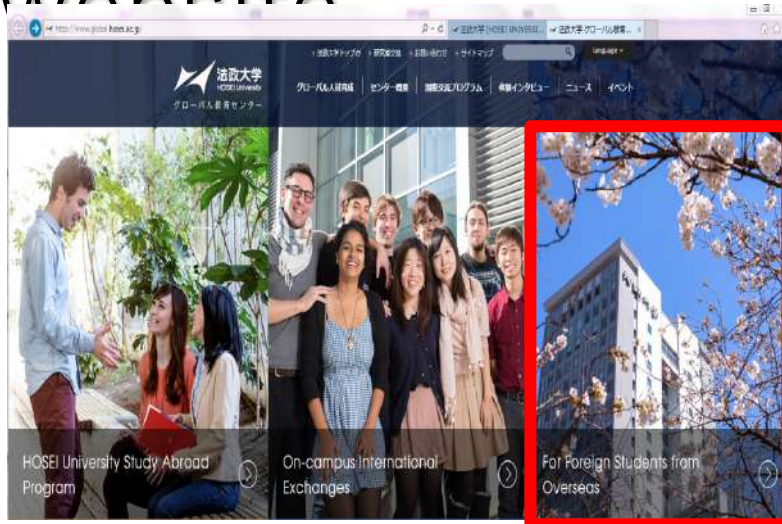
※For details of insurance, please refer to the attached document



Others:

Temporary Departure

When you wish to leave Japan for a short period (ex. Summer holidays), submit temporary departure form on the website





Others:

Checklist p.112

For newly arrived international students

◆ At City Hall

- Register your new address.
- Apply for National Health

Insurance.

◆ At Bank

- Open your bank account



【What to bring】

Passport, Residence card, Student



Others:

Moving your house

If you change your address, you will need to notify:

1. City hall
2. University



3. Post office



Documents to be submitted

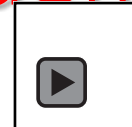
- 1 The form for data of international students
- 2 Application for tuition reduction
- 3 Residence card
- 4 Passport
- 5 Bankbook

※If you could not get Residence card etc until Dead line, Submit The form for data ,

Application for tuition reduction and Passport through online system.

Deadline: September 25, 2023

Submit all the documents through online system





Please contact the Global Education Center
for visa and scholarship at any time.
E-mail : gso@hosei.ac.jp

Please inquire with your department
regarding classes.

**Enjoy your studying
at Hosei!**

