

TO INTERNATIONAL  
STUDENTS GRADUATING  
IN  
**SEPTEMBER 2026**



GLOBAL EDUCATION CENTER, HOSEI UNIVERSITY

# Contents

- 1. Career Path after Graduation

- 1-1 Work in Japan

- 1-2 Job Hunting Activities after Graduation

- 1-3 Going to higher education

- 2. Residence Status 「留学」 and Activities outside the status of qualification (part-time job) after Graduation

- 3. Notification of affiliated institution

- 4. Preparing to return home country

- 5. Other information to graduates

# After Graduation ?

- Work in Japan
- Continue job hunting in Japan
- Go on to higher education in Japan
- Return to home country



Have you decided on your career path after graduation?  
Most people's paths will be one of the following;

- Work in Japan
- Continue Job hunting in Japan
- Go on to higher education in Japan
- Return to home country

In any case, you have to take procedures to get an appropriate status of residence.

Please also refer to the following university website:  
"Taking a Leave of Absence or Leaving the University  
(Graduation, Withdrawal, or Expulsion)"



<https://www.global.hosei.ac.jp/en/students/currently/taking-a-leave-of-absence-or-leaving-the-university-graduation-withdrawal-or-expulsion/>

# 1-1 Work in Japan

Changing Your Status of Residence (from College Student to a visa allowing you to work)

## Residence statuses which allow a person to work in Japan

- Engineer/Specialist in Humanities/International Services
- Business Manager
- Legal/Accounting Services etc.

The screening process takes about up to three to five months from the point of application.



**Confirm with your company which status of residence you should change to.**

There are various types of work visas, e.g.

「Engineer/Specialist in Humanities/International Services」  
「Business Manager」 「Legal, Accounting Services」  
「Specified Skilled Worker」 「Researcher」 「Instructor」  
etc.

Changing to which status of residence varies depending on your job description.

Therefore, confirm with your company which status of residence you should change to.

The Immigration Bureau's examination takes about 3 months.

If you are starting work on April 1st, **please check the next page and start preparing right away so that you can apply to the immigration bureau as early as possible.**

# 1-1 Work in Japan

Changing Your Status of Residence (from College Student to a visa allowing you to work)

For those who have been offered employment for spring 2026 and are planning to change the status to authorizes you to work.

If your current "Student" status expires

- **after Feb. 14th, 2026**→ You can apply for a change to work status at the Shinagawa Main Office from Dec. 1st, 2025. If applying at other branches, applications can be made from January 2026.
- **before February 13, 2026**→ Apply for an extension of your period of stay as a "Student" from three months before your expiration date. Then apply again for a change to work status from January 2026.

Tokyo Regional Immigration Bureau, Shinagawa Office

You can make an online reservation for your application.

[https://www.moj.go.jp/isa/about/region/tokyo/shinsei\\_yoyaku.html](https://www.moj.go.jp/isa/about/region/tokyo/shinsei_yoyaku.html)



# 1-1 Work in Japan

Changing Your Status of Residence (from Student to a visa allowing you to work)

Checking documents required for application procedures(Ex. Engineer/Specialist in Humanities/International Services)

Category 1	Category 2	Category 3	Category 4
<ul style="list-style-type: none"><li>❶ Company listed on any of Japan's stock exchanges</li><li>❷ Mutual company involved in the insurance industry</li><li>❸ National or regional organization run by Japan or an overseas nation</li><li>❹ Independent administrative institution</li><li>❺ Special corporation or licensed corporation</li><li>❻ Public service corporation authorized by a national or regional public organization in Japan</li><li>❼ Public corporation listed in Appendix #1 of the Corporation Tax Act</li><li>❽ A company is applicable for the items (b) or (c) in the middle column of the special addition section in the table in Article 1, Paragraph 1 of the Ministerial Ordinance on Highly Skilled Professional.(innovation creating company)</li><li>❾ Small-to-mid-sized companies that meet certain requirements *</li></ul> <p>*Those recognized by the director of the Prefectural Labor Bureau as a 'Youth Yell Company' under the 'Youth Yell Recognition Program' instituted by the Ministry of Health, Labour and Welfare. (As of January 2020)</p>	<ul style="list-style-type: none"><li>❶ Organizations or individuals for which the withheld income tax sum listed on the total withholding record of employment income included in statements of earnings or other statutory tax reports for the previous year is 10 million yen or more.</li><li>❷ Organizations which have obtained approval for application of residence through the online residence application system.</li></ul>	<p>Organizations or individuals (excluding those listed in category 2) that have submitted statements of earnings in withholding tax records or other statutory tax reports for employees for the previous year</p>	<p>Organizations or individuals not covered by Categories 1 to 3</p>

For example, changing the status of residence to “Engineer/Specialist in Humanities/International Services (技術・人文知識・国際業務)” which many of you who will work in Japan would need to change to.

The documentation required for changing the status of residence will differ in accordance with the institution at which you are to be employed. First of all, check which of the above four categories applies to the institute at which you are to be employed.

# 1-1 Work in Japan

Changing Your Status of Residence (from Student to a visa allowing you to work)

## The documentation required for “Engineer/Specialist in Humanities/International Services”

- Application for change of status of residence with face photo of 4cm tall and 3cm wide
- Certificate of Graduation
- Passport and Residence Card
- Documentation providing evidence of the company's eligibility for any of the above mentioned categories etc...

Documents from your company are also required.

Let's prepare the application while confirming with the person you work with.

For more details, please refer to the page of the Ministry of Justice below.  
<https://www.moj.go.jp/isa/applications/status/gijinkoku.html>

Only Certificates of (expected) Graduation is to be obtained at the university.

Other many documents need to be issued at the place of employment, so please check the necessary documents with the person you are working with.

# 1-1 Work in Japan

Changing Your Status of Residence (from College Student to a visa allowing you to work)

## The documentation required for "Specified Activities: Graduates of Japanese University"

- Application for change of status of residence with face photo of 4cm tall and 3cm wide
- Certificate of Graduation
- Passport and Residence Card
- Statement of reasons for employment
- Documents proving Japanese language proficiency etc...

Documents from your company are also required.

Let's prepare the application while confirming with the person you work with.

For more details, please refer to the page of the Ministry of Justice below.  
<https://www.moj.go.jp/isa/applications/status/designatedactivities11.html>

Here is the documents necessary for applying for a change to the status of residence "Specified Activities: Graduates of Japanese University" established recently.  
(特定活動46号)

For example, if you are working part-time at a restaurant or retail store and will work there as a full-time employee after graduation, you can change to this status of residence.

Many documents need to be issued at the place of employment, so please check the necessary documents with the person you are working with.

<https://www.moj.go.jp/isa/content/001413711.pdf>

# 1-1 Work in Japan

Changing Your Status of Residence (from College Student to a visa allowing you to work)

## In case there is an open period between graduation and the start of the work

You can change your residence status to 'Designated activities' (内定待機)

- Graduated from a Japanese educational institution
- Be employed within 1 year after receiving an offer of employment and within 1 year and 6 months after graduation
- Expected to change to a work visa
- Be in contact with the company at regular intervals

For more details, please refer to the page of the Ministry of Justice below.  
[https://www.moj.go.jp/isa/applications/resources/nyuukokukanri07\\_00013.html](https://www.moj.go.jp/isa/applications/resources/nyuukokukanri07_00013.html)

If there is more than one month from graduation to the start of work at the company, and if you meet the necessary conditions, you can stay in Japan by changing your status of residence to “Designated Activities” (内定待機).

It is also possible to work part-time for 28 hours/week with permission to engage in activities other than those permitted under the status of residence (資格外活動許可).

Please check the details below

<https://www.moj.go.jp/isa/applications/status/designatedactivities15.html>

## 1-2 Job Hunting Activities after Graduation

### Changing Your Status of Residence

(from Student to a visa allowing you to continue for job hunting)

## Residence Status to continue Job Hunting “Designated Activities” 「特定活動」

- You must **have started job hunting before graduation.**

If you plan to change to this specific activity visa, please start job hunting now.

- 6-month period of stay
- Only one time extension is possible (=Up to 1 year in total)

Once you return to your home country after graduation,  
you will not be able to apply this!

Be sure to apply before you return to your home country!!



If regular international students (except for non-degree students) have not yet decided a job, you can change to the status of residence to “Designated Activities” and continue job hunting in Japan after graduation.

**It is mandatory that you have started job hunting before graduation for changing to this residence status.**

Note:

In case you are a graduate student and are unable to do enough job hunting because of your research activities, you can apply with a statement of reason issued by Hosei.

This status of residence is valid for 6 months. You can renew it only once, so you can do job hunting in Japan for up to one year after graduation.

**\*Note: You will not be able to change your status to a Designated Activities visa in the following cases:**


- You temporarily left Japan before applying to the Immigration Bureau and graduated → ×
- You temporarily left Japan after graduation but before applying to the Immigration Bureau → ×

Please be sure to apply to the Immigration Bureau before leaving Japan.

# 1-2 Job Hunting Activities after Graduation

## Changing Your Status of Residence (from Student to a visa allowing you to continue for job hunting)

Documents required for application procedures  
(Residence Status “Designated Activities” 「特定活動 (とくていかつどう)  
to continue Job Hunting」)

- Application for change of status of residence with face photo of 4cm tall and 3cm wide
- Passport and Residence Card
- Documents that guarantee the ability to pay for all expenses during your stay
- Certificate of Graduation / Certificate of Expected Graduation ※1
- Documents certifying that you are continuously looking for a job ※2
- Letter of Recommendation from Hosei University  We'll go into more detail on the next page.
- Application for 資格外活動許可 (しかくがいかつどうきょか)

( Those who plan to work part time while job hunting)

You can apply from 3 months before graduation.

The immigration's review process takes 2 to 4 months and after graduation you will not be able to work part-time until your status of residence is changed. We recommend you apply to the immigration office as soon as possible.

If you get a job offer after while under immigration's review, please refer to the next page

**※1.**In case you apply before your graduation, submit a "Certificate of Expected Graduation" and apply at the Tokyo Immigration Bureau in Minato Ward. (The application with Certificate of Expected Graduation might be rejected at the other branches). Then, after graduation, you must submit the "Graduation Certificate" to the Immigration Office when you go to pick up your changed residence card. You will receive one "Graduation Certificate" at the graduation ceremony, but If you need an extra one to submit to immigration, please arrange them according to the instructions of your faculty/graduate school.

**※2.** What is "Documents certifying that you are continuously looking for a job"? Three to five documents/screen shots/emails showing that you reserved or joined job fairs, confirmation emails for reservation of job fairs ,copies of job application form ("Entry Sheet")

Note:

In case you are a graduate student and are unable to do enough job hunting because of your research activities, you can apply with a statement of reason issued by Hosei.

## 1-2 Job Hunting Activities after Graduation

Changing Your Status of Residence  
(from College Student to a visa allowing you to continue for job hunting)

### Application for “Letter of recommendation”

You can apply for it through the GEC website→



After confirming the contents of your application,  
GEC will issue a letter of recommendation from the university by e-mail.  
Please apply at The Tokyo Immigration Bureau in **Shinagawa!**

### What should I do if get a job offer while under Immigration’s review?

The general rule is as follows, but if you are unsure, please consult with the Immigration Bureau.

① If you can apply for a change of status to a work visa before graduation or immediately after graduation while your current residence permit is still valid, please submit a withdrawal form for your Designated Activities (Job Hunting) application to the Immigration Bureau when you apply for a change of status to a work visa.

<https://www.moj.go.jp/isa/content/001382060.pdf>



Withdrawal form

② If your application for a change of status to a work visa will be after your current residence permit expires (or if your current residence permit expires well in the future), please change your status to Designated Activities (Job Hunting) first, and then apply for a change of status to a work visa when you are ready.

**★ When you receive your new residence card, please make sure to complete the following procedure:**

Submit photos of both the front and back of your residence card to the Global Education Center through the link below. <https://ws.formzu.net/fgen/S26736090/>  
If you do not submit it, a recommendation letter for residence status renewal may not be issued.

In addition, there are other procedures such as updating your bank account, National Health Insurance, and My Number Card. Please check the university website under “After You Receive Your New Residence Card” for details.

<https://www.global.hosei.ac.jp/en/students/currently/residence-status/specified-activities/>

**★ When you finish your job hunting**

If you have decided on a job after changing to a Designated Activities status, or if you choose another path (e.g., further studies, returning home) and end your job hunting, please report to the Global Education Center through the link.

<https://ws.formzu.net/fgen/S86732402/>

# 1-3. Going to higher education I Japan

## Renew Status of Residence "College Student" 「留学」

### Status of residence when going on to higher education

- In case that you are enrolling Hosei Graduate School

→Please apply via our GEC Website for the renewal of your period of stay, from 3 months ahead of your period of stay.

A "letter of admission" is required at the time of application, so please request an issuance from the office in charge of the graduate school you plan to enroll in.



- In case that you are going on to higher courses at other universities

→Please contact the university you plan to enroll in about renewing your period of stay.

In case that you are enrolling Hosei Graduate School, GEC will issue renewal documents, so please apply online.

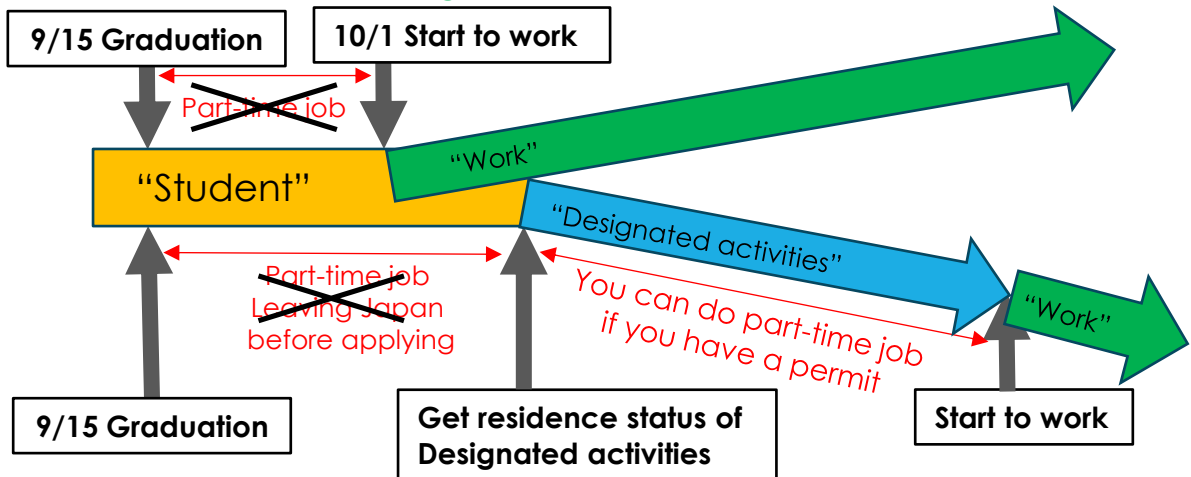
<https://ws.formzu.net/fgen/S55354169/>



## 2. Residence Status 「留学」 and Activities outside the status of qualification (part-time job) after Graduation

Q1. Is it okay to work part-time after graduation until I have the status of residence "work" or the status of residence "designated activities"?

● In case you will start working from 10/1



● In case you continue job-hunting

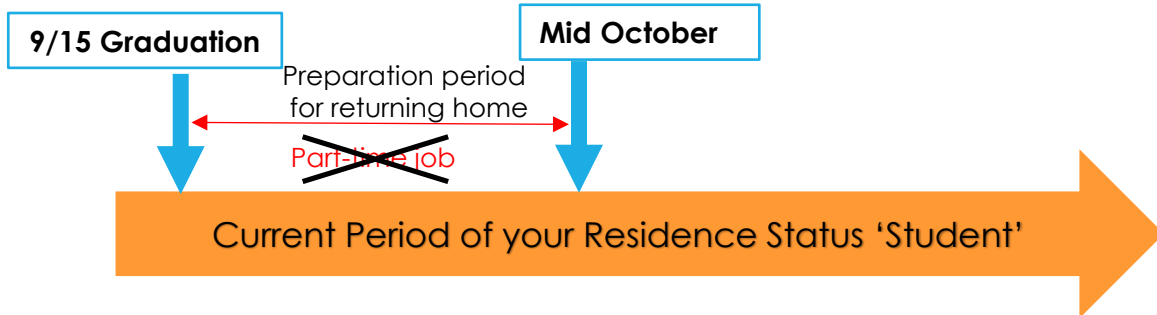
A 1. Upon graduation, the status of residence "Student" and permission for activities outside the status will expire!

Do not work part-time after graduation!

If you want to work part-time, please do after you get the status of residence "Specific Activities" and permission for activities outside the status of residence.

## 2 . Staying in Japan with Residence Status "Student", after Graduation

Q2. After graduation, if the period of stay for "Student" remains, is it okay to stay in Japan until the period of stay expires?



**The status of residence "Student" expires upon graduation, so be prepared to return to your home country within about a month.**

A 2 . The status of residence "Student" expires upon graduation, so be prepared to return to your home country within about a month.

Do not work part-time after graduation!

### 3. Notification of affiliated institution

After graduation, you will need to report to the Immigration Bureau that you have left Hosei University.

- Notify withdrawal / transfer from the activity organization
- Notification period : Within 14 days when the above reasons occur
- Reporter : Principal
- Documents to be submitted : Notification form, residence card (or copy)
- Notification method: Online, direct submission, or postal mail

For more details, please refer to the page of the Ministry of Justice below  
[https://www.moj.go.jp/isa/applications/procedures/nyuukokukanri10\\_00014.html](https://www.moj.go.jp/isa/applications/procedures/nyuukokukanri10_00014.html)

After graduation, you will need to notify to the Immigration Bureau that you have left Hosei University.

You should also notify that you will be transferred to a new institution when you get a job or go on to another university.

If you apply for a change of status of residence and can obtain a new residence card, you do not need this notification.

### 3. Notification of affiliated institution

	LEFT	TRANSFER	LEFT and TRANSFER
WORK	●		
JOB HUNTING	●		
HOSEI Graduate School	-	-	-
Other Graduate School etc.	(●)	(●)	●
Return to own country	●		

● Work

Submit a “NOTIFICATION OF THE ACCEPTING ORGANIZATION (left the organization)” within 14 days after graduation.

● Job Hunting

Submit a “NOTIFICATION OF THE ACCEPTING ORGANIZATION (left the organization)” within 14 days after graduation.

● If you plan to enroll in the graduate school at Hosei University

When your current period of stay reaches three months before its expiration date, please apply for an extension to the Global Education Center. A “Letter of admission” is required for the application, so please request its issuance from the administrative office of the graduate school you plan to enroll in. (See page 13)

● Advancing to Another University

If you apply for an extension of your period of stay using documents issued by your new institution (and are able to receive a new residence card), you do not need to submit a notification to Immigration.

If you still have sufficient time remaining on your current period of stay, you do not need to apply for an extension; however, you must submit a “NOTIFICATION OF THE ACCEPTING ORGANIZATION (left・transfer)”

● Returning to Your Home Country

Submit a “NOTIFICATION OF THE ACCEPTING ORGANIZATION (left the organization)” within 14 days after graduation.

### 3. Notification of affiliated institution

## Report Format

Hosei Univ. Corporate No.: 4010005002359

参考様式1の6(複数届出:「離脱」と「移籍」)  
(Accepting organization: left・transfer)

活動機関に関する届出  
NOTIFICATION OF THE ACCEPTING ORGANIZATION

① 届出人 Applicant  
英字氏名 Name on the residence card \_\_\_\_\_ 性別 Sex \_\_\_\_\_  
生年月日 Date of Birth \_\_\_\_\_ 年 Year \_\_\_\_\_ 月 Month \_\_\_\_\_ 日 Day \_\_\_\_\_ 国籍・地域 Nationality/Region \_\_\_\_\_  
住居地〒 Address in Japan \_\_\_\_\_  
在留カード番号 Residence card No. \_\_\_\_\_  
在留資格 Status of residence \_\_\_\_\_

② 届出の事由 Item of notification  
「活動機関からの離脱」及び「新たな活動機関への移籍」  
Left the organization and transfer to a new organization

A 活動機関からの離脱 Left the organization  
離脱年月日 Date of left the organization \_\_\_\_\_ 年 Year \_\_\_\_\_ 月 Month \_\_\_\_\_ 日 Day \_\_\_\_\_ 法人番号(13桁) Corporate number \_\_\_\_\_  
離脱した機関の名称 Name of the organization \_\_\_\_\_  
離脱した機関の所在地 Address of the organization \_\_\_\_\_ 〒 \_\_\_\_\_ (電話 tel. \_\_\_\_\_)

B 新たな活動機関への移籍 Transfer to a new organization

You can find the Report format and details below.

[https://www.moj.go.jp/isa/applications/procedures/nyuukokukanri10\\_00014.html](https://www.moj.go.jp/isa/applications/procedures/nyuukokukanri10_00014.html)



## 4. Preparing to return home country

- Regarding your apartment
- Procedures at City hall /Wardoffice
- BANK, Mobile Phone
- Others



● **Regarding your apartment**  One to two months before the scheduled move-out date, inform the manager or real estate company of the planned move-out date.

Cancel the contract for electricity, gas, water, and the Internet, and settle the fee.

Clean the room well. Dispose of garbage on the designated days and places.

**Q.If I move out of my residence before the graduation ceremony and return to my home country temporarily, can I still attend the ceremony?**

A. Yes, you can. When you move out of your residence, please make sure to complete the necessary procedures at your local municipal office as described in the next section. Once your temporary return schedule has been decided, submit a Notification of Temporary Departure to the university.

At the airport, apply for a Special Re-entry Permit and temporarily return to your home country while keeping your residence card with the status of residence "Student." By doing so, you will be able to re-enter Japan under the Special Re-entry Permit and attend the graduation ceremony.

However, if you plan to change your status of residence to "Designated Activities (Job Hunting)", be sure to

complete the application for a change of status at the Immigration Services Agency before temporarily leaving Japan

● **Procedures at City hall/Ward office**

- Submit a Notification of moving abroad
- Withdraw from the National Health Insurance and tell them you are moving abroad and settle the fee
- Return my number card
- National pension members apply for a "lump-sum withdrawal payment"

● **BANK, Mobile Phone**






- After confirming the transfer and withdrawal schedule, close the bank account.
- Cancel the contract for mobile phones, etc. and settle the charges

※ Do not cancel the bank account if there is a telephone charge or credit card withdrawal.  
※ Buying and selling accounts is a crime! Never do it.

● **Other Notes**

- Submit a Notification of Activities (Form 1-2 "Withdrawal") to the Immigration Bureau within 14 days of graduation. \*Hosei University Corporation No: 4010005002359  
[https://www.moj.go.jp/isa/applications/procedures/nyuukokukanri10\\_00014.html](https://www.moj.go.jp/isa/applications/procedures/nyuukokukanri10_00014.html)
- If you have a part-time job, working not permitted after graduation.
- Return books borrowed from the university library.
- If necessary, apply for transcripts, graduation certificates, etc.
- Report your Career Path to Career Center
- When you leave Japan, be sure to return your residence card at the airport.

## \* 5. Other information to graduates \*

<p><b>Hosei University Library for Alumni</b></p>	<p>Students who remain in Japan after graduation or completion of their studies can continue to use the library. For details, please refer to the following website:  <a href="https://www.hosei.ac.jp/library/service/gakugai/sotsugyosei/">https://www.hosei.ac.jp/library/service/gakugai/sotsugyosei/</a></p>	
<p><b>Certificate of Graduation</b></p>	<p>One will be issued free of charge on the day of the graduation ceremony. If you need additional copies, they will be issued on or after the day following the graduation ceremony. Please follow the instructions provided by your faculty/graduate school and make arrangements to complete the payment by March 31 if possible. From April onward, please refer to the website below.  <a href="https://www.hosei.ac.jp/sotsugyosei/syomeisyo/">https://www.hosei.ac.jp/sotsugyosei/syomeisyo/</a></p>	
<p><b>Other Certificates</b></p>	<p>The issuance of Certificate of Graduation of Grades reflecting grades through the fall semester will begin on or after the day following the graduation ceremony. Please follow the instructions from your faculty/graduate school and make arrangements to pay by March 31st if possible. After April, please refer to the website below.  <a href="https://www.hosei.ac.jp/sotsugyosei/syomeisyo/">https://www.hosei.ac.jp/sotsugyosei/syomeisyo/</a></p>	
<p><b>Student Discount Certificate</b></p>	<p>Please check the issuance deadline on the automated certificate issuing machine and issue it early if necessary. Student discount certificates are valid for three months from the date of issue, or until March 31st if issued after January by students due to graduate.  <a href="https://www.hosei.ac.jp/campuslife/guide/shinsei/shomei/hakko/?auth=9abbb458a78210eb174f4bdd385bcf54">https://www.hosei.ac.jp/campuslife/guide/shinsei/shomei/hakko/?auth=9abbb458a78210eb174f4bdd385bcf54</a></p>	
<p><b>University website for alumni</b></p>	<p><b>【For Graduates】</b>  <a href="https://www.hosei.ac.jp/sotsugyosei/?auth=9abbb458a78210eb174f4bdd385bcf54">https://www.hosei.ac.jp/sotsugyosei/?auth=9abbb458a78210eb174f4bdd385bcf54</a></p>	

**\* M E M O \***

**IF YOU HAVE ANY QUESTIONS, PLEASE CONTACT  
THE GLOBAL EDUCATION CENTER**

\* \* \* \* \*

2F, OUCHIYAMA BUILDING,  
ICHIGAYA CAMPUS

TEL : 03-3264-5475

MAIL : [gso@hosei.ac.jp](mailto:gso@hosei.ac.jp)

OPEN : 9:00~11:30/12:30~17:00