






How to apply to the Tokyo Immigration Bureau



As soon as all the required documents are ready, go to the Shinagawa office or your nearest branch to submit them. If you have your My Number Card, online application at Yotsuya FRESC can be an alternative way. It may take up to **2~4 months** for the screening at the immigration bureau.

Where	How
<p>Tokyo Immigration Bureau</p> 	<p>As soon as all the required documents are ready, go to the Shinagawa office or your nearest branch to submit them.</p> <p>Shinagawa office : 5-5-30 Konan, Minato-ku, Tokyo 9 a.m. to 4 p.m. (except Sat. Sun., and national holidays) You can go without making a reservation, or you can use the online reservation system which is available only for the Shinagawa office ↓ . https://www.moj.go.jp/isa/about/region/tokyo/shinsei_yoyaku.html</p> <p>You can check the access to the Shinagawa office and other branches from the URL below. https://www.moj.go.jp/isa/about/region/tokyo/index.html</p> <p>※For changing to "Designated Activities – Job hunting–" before graduation, make sure to apply at the Shinagawa Office because other branches may not accept the "certificate of expected graduation".</p>  
<p>FRESC (at Yotsuya)</p>  <p>外国人在留支援センター FRESC</p>	<p>If you have your My Number Card, online application at Yotsuya FRESC with an advance reservation can be an alternative way.</p> <p>FRESC : Yotsuya Tower 13th floor, 1-6-1 Yotsuya, Shinjuku-ku, Tokyo 9 a.m. to 5 p.m. (except Sat. Sun., and national holidays) https://www.moj.go.jp/isa/support/fresc/fresc01.html</p> <p>Online application flyer 001408750.pdf</p> <ul style="list-style-type: none"> •Your face photo will be taken at FRESC for free of charge. You can not use your own photo. •There is no "waiting time", but it will take about 1 hour to enter data at FRESC. 